

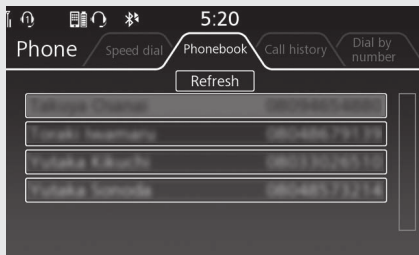
Audio System (Continued)

To Make a Call Using the Imported Phonebook [Phonebook]

This function is disabled while the motorcycle is in motion.

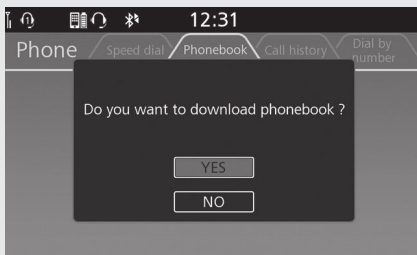
When the phonebook import function is enabled, the contents of the phone's phonebook is automatically imported to the system.

Phonebook Download: ➔ P. 88



If the phonebook import function is disabled, a popup message will be displayed on the screen.

To import the phonebook manually, select [YES], and then press or **ENT** switch.

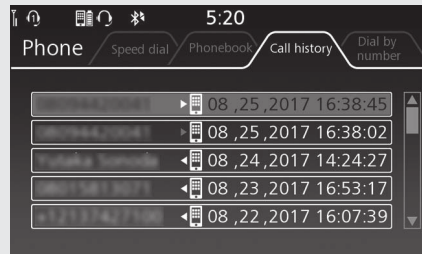


- 1 Select [Phonebook].
- 2 The phonebook is stored alphabetically. Select a name, and then press or **ENT** switch.
- 3 Select the phone number you want to call, and then press or **ENT** switch. Dialing starts automatically.
- 4 To end the call, press and hold (Voice control) switch on the left handlebar.
 - ▶ The same action can be done by selecting [End call] on the screen.

To Make a Call Using the Call History [Call history]

You can make a call using the call history while the motorcycle is in motion.

Call history displays the last 30 dialed, received, or missed calls.



- 1 Select [Call history].
- 2 Select the phone number you want to call, and then press or **ENT** switch.
 - : Dialed call
 - : Received call
 - (red): Missed call
- 3 To end the call, press and hold (Voice control) switch on the left handlebar.
 - ▶ The same action can be done by selecting [End call] on the screen.