



Ext. Amp

You can enable/disable audio output when an external amplifier is connected.

If you want to install an external amplifier, contact your dealer.



- 1 Select [Ext. Amp], and then press  or **ENT** switch to select (enable) or deselect (disable) the function.
- 2 Return to the previous screen or the Home screen.  **P.24**


Default: Off (deselected)

EQ1/EQ2 (Equalizer)

You can select from two equalizer curves according to the specifications of your vehicle.

- [EQ 1] is an equalizer curve suitable for the front speakers and rear speakers mounted on the travel trunk.
- [EQ 2] is an equalizer curve suitable for the front speakers only or the front speakers and optional rear speakers mounted on the saddlebags.




- 1 Select [EQ1] or [EQ2], and then press  or **ENT** switch to change the equalizer curve.

Default:

GL1800/D/DA : [EQ1]

GL1800B/BD : [EQ2]



- 2 Return to the previous screen or the Home screen.  **P.24**

Head Light Opening

You can enable/disable the headlight startup lighting when the ignition switch is turned ON.

When the setting is enabled, the headlight gradually lights up.



- 1 Select [Headlight opening], and then press  or **ENT** switch to select (enable) or deselect (disable) the function.
- 2 Return to the previous screen or the Home screen.  **P.24**

Default: On (selected)