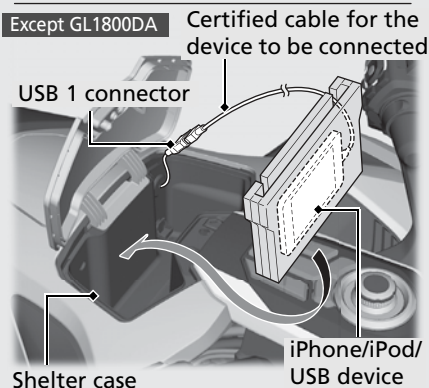
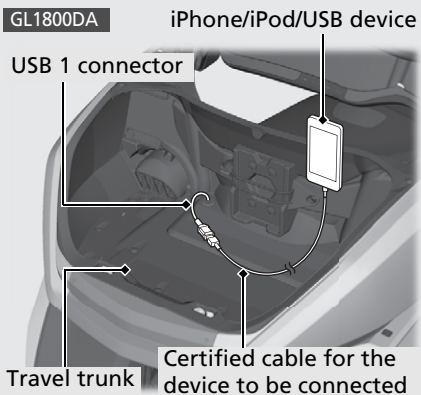


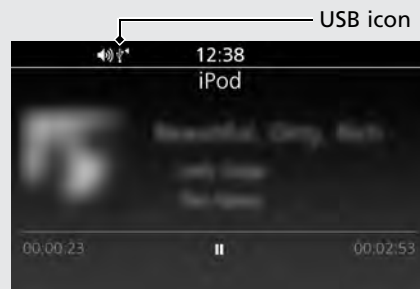
Audio System (Continued)

To Connect Your iPhone/iPod/USB Device USB 1 connector

- 1** **GL1800DA**
Open the travel trunk. **➔ P. 128**
Except GL1800DA
Open the shelter case. **➔ P. 131**
- 2** Connect your iPhone/iPod/USB device using a certified cable to the USB 1 connector or connect a USB flash drive, etc. to the USB 1 connector directly.



After connecting, the UBS icon appears on the screen.



- 3** Store your device in the travel trunk (**GL1800DA**) or shelter case (**Except GL1800DA**).
- 4** Close the travel trunk or shelter case.