
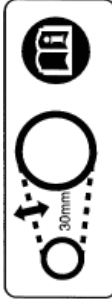






## Labels

The following pages show the meanings and locations of the labels on your Cota. Others provide important safety information. Read this information carefully and don't remove the labels. If a label comes off or becomes hard to read, contact your dealer for a replacement. There is a specific symbol on each label. The meanings of each symbol and label are as follows.

1		<p><b>Tire information (2ED)</b></p> <ul style="list-style-type: none"> <li>- Cold tire pressure (driver only)</li> <li>Front: 100kpa</li> <li>Rear: 100kpa</li> </ul>
2		<p><b>Keep chain adjusted and lubricated</b></p> <p>25-35 Mm (1.0 - 1.4 In)</p> <p>Read owners manual</p>
3		<p><b>Caution label</b></p> <ul style="list-style-type: none"> <li>- This motorcycle is not designed to transport a passenger.</li> <li>- Read owner's manual carefully.</li> <li>- For your protection always wear your helmet while riding.</li> <li>- (E) Ethanol (ethyl alcohol) 5% by volume.</li> <li>- (E10) Ethanol (ethyl alcohol) 10% by volume.</li> <li>- Use unleaded gasoline, octane number 95 (RON) or higher.</li> </ul>
4		<p><b>Radiator cap label</b></p> <p><b>Danger</b></p> <ul style="list-style-type: none"> <li>- Never open when hot.</li> <li>- Hot coolant will scald you.</li> <li>- Relief pressure valve begins to open at 1.1 Kg/cm<sup>2</sup>.</li> </ul>
5		<p><b>Safety label (4ED)</b></p> <p>(* ) Depending on the final destination of the motorcycle</p>
6		<p><b>EC label</b></p>