






# Maintenance Schedule

Items	Pre-ride Check ➡ P. 35	Frequency *1											Annual Check	Regular Replace	Refer to page		
		x 1,000 km		x 1,000 mi		Every 500 km (300 mi)											
		1	0.6	1	0.6	4	8	12	18	24	30	36					
Drive Chain	☑			☑	☑	☑	☑	☑	☑	☑	☑	☑	☑	☑	☑	☑	62
Brake Shoes Wear	☑			☑	☑	☑	☑	☑	☑	☑	☑	☑	☑	☑	☑	☑	59
Brake System	☑	☑		☑	☑	☑	☑	☑	☑	☑	☑	☑	☑	☑	☑	☑	54-59
Brakelight Switch				☑	☑	☑	☑	☑	☑	☑	☑	☑	☑	☑	☑	☑	60
Headlight Aim				☑	☑	☑	☑	☑	☑	☑	☑	☑	☑	☑	☑	☑	70
Lights/Horn	☑																-
Clutch System 		☑		☑	☑	☑	☑	☑	☑	☑	☑	☑	☑	☑	☑	☑	-
Side Stand				☑	☑	☑	☑	☑	☑	☑	☑	☑	☑	☑	☑	☑	61
Suspension 				☑	☑	☑	☑	☑	☑	☑	☑	☑	☑	☑	☑	☑	69
Nuts, Bolts, Fasteners 		☑		☑	☑	☑	☑	☑	☑	☑	☑	☑	☑	☑	☑	☑	-
Wheels/Tyres 	☑			☑	☑	☑	☑	☑	☑	☑	☑	☑	☑	☑	☑	☑	42
Steering Head Bearings 																	-

**Notes:**

\*1 : At higher odometer reading, repeat at the frequency interval established here.

\*2 : Service more frequently when riding in unusually wet or dusty areas.

\*3 : Service more frequently when riding in rain or at full throttle.