

## Instruments (Continued)



### D indicator




Comes on when the D mode is selected in the AT MODE. ➔ P.43

### S indicator

Comes on when the S mode is selected in the AT MODE. ➔ P.43

### Gear position indicator

The gear position is shown in the gear position indicator when the D, S mode or MT MODE are selected.

- ▶ "-" appears for a few seconds and then goes off when the engine starts.
- ▶ "-" flashes when the engine stop switch position is changed from  (Run) to  (Stop) position with the ignition switch in the ON position.
- ▶ "-" flashes when the ignition switch is turned to the ON position with the engine stop switch  (Stop) position.

The indicator may flash if:

- ▶ The front wheel leaves the ground.
- ▶ You turn the wheel while the motorcycle is upright on the stand.

This is normal. To operate the system again, turn the ignition switch to the OFF position, then to the ON position again.

**If the "-" indicator is blinking in the gear position window while riding:** ➔ P.111