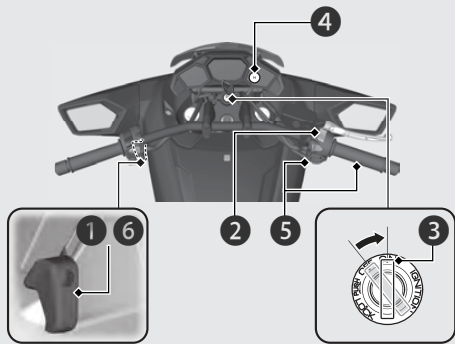




Starting the Engine

Start your engine using the following procedure, regardless of whether the engine is cold or warm.



NOTICE

- If the engine does not start within 5 seconds, turn the ignition switch to the OFF position and wait 10 seconds before trying to start the engine again to recover battery voltage.
- Extended fast idling and rewing the engine can damage the engine, and the exhaust system.
- Snapping the throttle or fast idling for more than about 5 minutes may cause exhaust pipe discoloration.

- 1 Lock the parking brake (parking brake indicator to come on).
- 2 Make sure the engine stop switch is in the  (Run) position.
- 3 Turn the ignition switch to the ON position.
- 4 Check the transmission in Neutral (**N** indicator to come on).
- 5 Press the start button with the throttle completely closed.
- 6 Make sure the parking brake lever is released before riding.  **P.37**