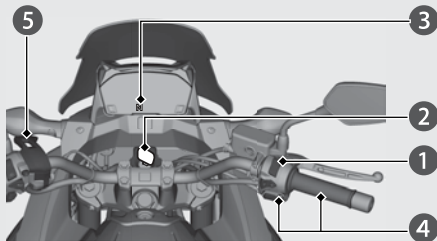





NC750XD

Start your engine using the following procedure, regardless of whether the engine is cold or warm.

**NOTICE**



- If the engine does not start within 5 seconds, turn the ignition switch to the OFF position and wait 10 seconds before trying to start the engine again to recover battery voltage.
- Extended fast idling and revving the engine can damage the engine, and the exhaust system.
- Snapping the throttle or fast idling for more than about 5 minutes may cause exhaust pipe discoloration.

- ① Make sure the engine stop switch is in the  (Run) position.
- ② Turn the ignition switch to the ON position.
- ③ Check the transmission in Neutral ( indicator to come on).
- ④ Press the start button with the throttle completely closed.
- ⑤ Make sure the parking brake lever is released before riding.  **P.55**

| If Engine Does Not Start  **P.58**

| If Engine Will Not Start  **P.128**

When you stop the engine

- ① To stop the engine, shift the transmission to Neutral ( indicator to come on).
 - ▶ If you turn the ignition switch to the OFF position when the motorcycle in gear, the engine will shut off with the clutch disengaged.
- ② Turn the ignition switch to the OFF position.
- ③ Set the parking brake when you park the motorcycle.  **P.55**