


# Basic Operation Flow

## Pre-ride Inspection P.51

Carefully inspect your scooter to make sure that it is safe to ride.



## Acceleration P.35

Apply throttle gradually.  
Obey the speed limit.








## Starting the Engine P.31

Start and warm the engine.  
Avoid revving the engine.



How to use basic features.

- Instruments  P.20
- Indicators  P.24
- Switches  P.26
- Steering Lock  P.28
- Shutter  P.29

## Starting the Scooter P.35

Before pulling away, indicate your direction with the turn signal switch, and check for oncoming traffic.

