




Maintenance Schedule

Perform the pre-ride inspection (page 58) and owner maintenance in this section at each scheduled maintenance period.

Maintenance Minder Messages on the Multi-function Display

The maintenance minder indicator appears in the multi-function display when the mileage or operating hours on your Honda SXS reaches the maintenance interval specified on the maintenance schedule.

Maintenance Minder Indicators:

| | |
|---|---|
|  | <p>Initial Maintenance Appears at 100 miles (150 km) or 20 operating hours, whichever comes first. See <i>Initial Maintenance</i> on the maintenance schedule.</p> |
|  | <p>Regular Maintenance Interval 1 Appears 600 miles (1,000 km) or 100 operating hours after the Initial Maintenance is performed and maintenance minder is reset (page 30). See <i>Regular Maintenance Interval</i> for 100, 300, and 500 operating hours (or corresponding mileage interval, whichever comes first) in the maintenance schedule.</p> |
|  | <p>Regular Maintenance Interval 2 Appears 600 miles (1,000 km) or 100 operating hours after Regular Maintenance Interval 1 is performed and maintenance minder is reset (page 30). See <i>Regular Maintenance Interval</i> for 200, 400, and 600 operating hours (or corresponding mileage interval, whichever comes first) in the maintenance schedule.</p> |