










Quick Reference

These symbols are used in Controls & Features section:

SYMBOL	COMPONENT	SEE PAGE
	choke knob	17
I	ON — ignition switch	18
O	OFF — ignition switch	18
	START button	19
	RUN — engine stop switch	19
	OFF — engine stop switch	19
	ON — headlight switch	20
•	OFF — headlight switch	20
	HI — headlight dimmer switch	20
	LO — headlight dimmer switch	20
	upshift switch — gearshift switch	23
	downshift switch — gearshift switch	23
P/R	parking brake/reverse lever (P/R lever): P — parking brake R — riding in reverse	25