








Quick Reference

These symbols are used in Controls & Features section:

SYMBOL	COMPONENT	SEE PAGE
	choke knob	16
I	ON — ignition switch	17
O	OFF — ignition switch	17
	START button	18
	RUN — engine stop switch	18
	OFF — engine stop switch	18
	ON — headlight switch	19
•	OFF — headlight switch	19
	HI — headlight dimmer switch	19
	LO — headlight dimmer switch	19
P/R	parking brake/reverse lever (P/R lever): P — parking brake R — riding in reverse	23