

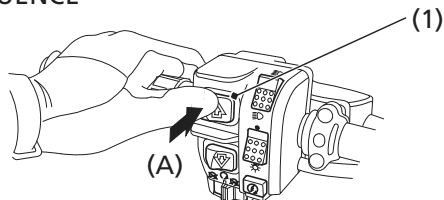
Shifting Gears

Driving in manual shift (ESP) mode:

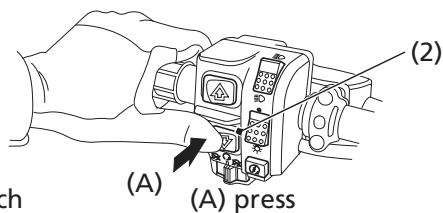
To upshift the transmission, press the upshift switch (1) once.

To downshift the transmission, press the downshift switch (2) once.

UPSHIFTING SEQUENCE





DOWNSHIFTING SEQUENCE



(1) upshift switch

(2) downshift switch

1. With the transmission in neutral, release the parking brake, but continue squeezing the rear brake lever.
2. With the throttle closed, select the manual shift (ESP) mode and press the upshift switch () once to shift into 1st gear.
3. The gear position indicator shows "1".
4. Release the rear brake lever and increase engine speed by gradually opening the throttle.
5. When speed increases, release the throttle and upshift to 2nd position by pressing the upshift switch once.
6. Repeat this sequence to progressively upshift to 3rd, 4th and 5th (top) position.
7. To downshift, press the downshift switch () once. Remember to close the throttle each time you shift to the next lower position.