

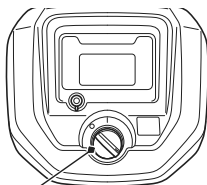
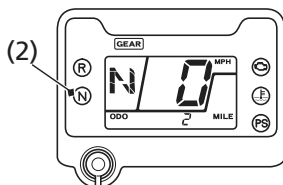
# Starting & Stopping the Engine

Always follow the proper starting procedure described below.

For your safety, avoid starting or operating the engine in an enclosed area such as a garage. Your ATV's exhaust contains poisonous carbon monoxide gas which can collect rapidly in an enclosed area and cause illness or death.

## Preparation

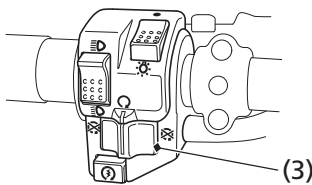
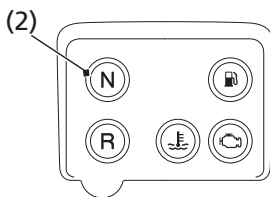
(TRX420FM1/FM2)



(1) ignition switch

(2) neutral indicator

(TRX420TM1)



(3) engine stop switch

1. Before starting, select a level surface and lock the parking brake ([page 41](#)).
2. Turn the ignition switch (1) to ON (I).