









# Quick Reference

---

These symbols are used in Controls & Features section:

<b>SYMBOL</b>	<b>COMPONENT</b>	<b>SEE PAGE</b>
I	ON — ignition switch	<a href="#">34</a>
○	OFF — ignition switch	<a href="#">34</a>
	2WD/4WD select lever	<a href="#">35</a>
	START button	<a href="#">36</a>
	RUN — engine stop switch	<a href="#">36</a>
	OFF — engine stop switch	<a href="#">36</a>
	ON — headlight switch	<a href="#">37</a>
•	OFF — headlight switch	<a href="#">37</a>
	HI — headlight dimmer switch	<a href="#">37</a>
	LO — headlight dimmer switch	<a href="#">37</a>
	P/R lever: P — parking brake R — riding in reverse	<a href="#">41</a>