








Quick Reference

These symbols are used in Controls & Features section:

SYMBOL	COMPONENT	SEE PAGE
	choke knob	16
I	ON — ignition switch	17
○	OFF — ignition switch	17
	START button	18
	RUN — engine stop switch	19
	OFF — engine stop switch	19
	ON — headlight switch	20
•	OFF — headlight switch	20
	HI — headlight dimmer switch	20
	LO — headlight dimmer switch	20