





Quick Reference

These symbols are used in Controls & Features section:

SYMBOL	COMPONENT	SEE PAGE
q	ON — ignition switch	34
w	OFF — ignition switch	34
	4WD switch	35
	differential lock switch	36
	differential lock indicator — lights when the front differential lock mode engages	36
	start/over ride button	39
e	RUN — engine stop switch	40
r	OFF — engine stop switch	40
y	ON — headlight switch	41
t	OFF — headlight switch	41
u	HI — headlight dimmer switch	41
i	LO — headlight dimmer switch	41
a	upshift switch — gearshift switch	44
s	downshift switch — gearshift switch	44
R	reverse selector knob	45
PKB ↑	lock lever — parking brake	47