






# Quick Reference

---

These symbols are used in Controls & Features section:

<b>SYMBOL</b>	<b>COMPONENT</b>	<b>SEE PAGE</b>
q	ON — ignition switch	34
w	OFF — ignition switch	34
	4WD switch	35
	differential lock switch	36
	differential lock indicator — lights when the front differential lock mode engages	36
	start/over ride button	39
e	RUN — engine stop switch	40
r	OFF — engine stop switch	40
y	ON — headlight switch	41
t	OFF — headlight switch	41
u	HI — headlight dimmer switch	41
i	LO — headlight dimmer switch	41
	Parking Brake/Reverse Lever (P/R lever): P — parking brake R — riding in reverse	45