



# Starting & Stopping the Engine



---

## How to Stop the Engine

### Normal Engine Stop

To stop the engine, make sure the transmission is in neutral by checking that the neutral indicator lights, then turn the ignition switch OFF (  ).

The engine stop switch should normally remain in the RUN (  ) position even when the engine is OFF.

If your ATV is stopped with the engine stop switch OFF (  ) and the ignition switch ON (  ), the battery will discharge.

### Emergency Engine Stop

To stop the engine in an emergency, use the engine stop switch. To operate, slide the switch to the OFF (  ) position.