


## To set the clock:


- 1 Turn the ignition switch to ON.
- 2 Select the clock.
- 3 Press and hold the select/reset button until the hour digits start flashing.




- 4 Press the select/reset button until the desired hour is displayed.



- 5 Press and hold the select/reset button. The minute digits start flashing.



- 6 Press the select/reset button until the desired minute is displayed.



- 7 Press and hold the select/reset button until the display stop flashing. The clock is set.
  - ▶ The time can also be set by turning the ignition switch to OFF.
  - ▶ The display will stop flashing automatically and the adjustment will be cancelled if the button is not pressed for about 30 seconds.