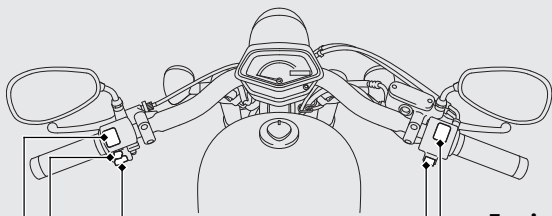


# Switches





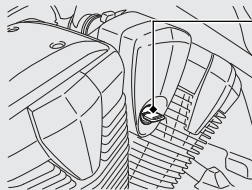
 **Horn button**

 **Turn signal switch**


▶ Pressing the switch turns the turn signal off.


**Headlight dimmer switch**

-  : High beam
-  : Low beam



**Engine stop switch**

Should normally remain in the  (Run) position.

▶ In an emergency, switch to the  (Stop) position (the starter motor will not operate) to stop the engine.

 **Start button**

Headlight turns off when operating the starter motor.