










Maintenance Schedule

Items	Frequency	Odometer Reading *1								Refer to page
		× 1,000 mi	0.6	4	8	12	16	20	24	
		× 1,000 km	1.0	6.4	12.8	19.2	25.6	32.0	38.4	
Fuel Line					I		I		I	–
Throttle Operation					I		I		I	85
Air Cleaner *2						R			R	73
Crankcase Breather*3			C	C	C	C	C	C	C	86
Spark Plugs			I	R	I	R	I	R	R	65
Valve Clearance			I		I		I		I	–
Engine Oil		Initial = 600 mi (1,000 km) or 1 month: R Regular = Every 8,000 mi (12,800 km) or 12 months: R								71
Engine Oil Filter			R		R		R		R	71
Engine Idle Speed			I	I	I	I	I	I	I	–
Radiator Coolant *4					I		I		R	74
Cooling System					I		I		I	–
Secondary Air Supply System					I		I		I	–
Evaporative Emission Control System *5						I			I	–

Maintenance Level

 : Intermediate. We recommend service by your dealer, unless you have the necessary tools and are mechanically skilled. Procedures are provided in an official Honda Service Manual (P. 127).

 : Technical. In the interest of safety, have your motorcycle serviced by your dealer.

Maintenance Legend

I : Inspect (clean, adjust, lubricate, or replace, if necessary)

C : Clean

R : Replace