




3. Turn the handlebar fully to the left.
 - ▶ Turning the handlebar to the right reduces stability and may cause the scooter to fall.
4. Turn the ignition switch to the  (Lock) position, remove the key and close the shutter.  P. 26

Refueling and Fuel Guidelines

Follow these guidelines to protect the engine, fuel system and catalytic converter:

- Use only unleaded gasoline.
- Use recommended octane number. Using lower octane gasoline will result in decreased engine performance.
- Do not use fuels containing a high concentration of alcohol.  P. 108
- Do not use stale or contaminated gasoline or an oil/gasoline mixture.
- Avoid getting dirt or water in the fuel tank.