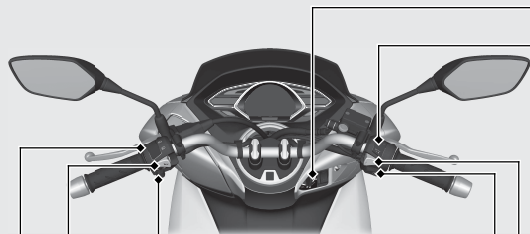




Switches



 **Turn signal switch**
 ▶ Pressing the switch turns the turn signal off.


 **Horn button**

Headlight dimmer switch

-  : High beam
-  : Low beam

Idling stop switch

- **IDLING STOP** : The Idling Stop system is on.
- **IDLING** : The Idling Stop system is off.

Idling Stop system:  **P.45**

Hazard switch

The hazard signal is on.
Switchable when the ignition switch is on.

Start button