







To Lock the Ignition Switch

- 1 Turn the ignition switch to the SEAT FUEL, ○ (Off) or  (Lock) position.
 - Leave the operating range with the Honda SMART Key.  P.29
 - Push the ignition switch.
 - Wait for approximately 20 seconds after turning the ignition switch from  (On) to SEAT FUEL, ○ (Off) or  (Lock) position.
 - Switch the Honda SMART Key system to deactivation.  P.28
- 3 Make sure that the Honda SMART Key indicator and ignition switch ring go off, the turn signals flash once, and the buzzer rings 1 time. This indicates that the ignition switch is locked.
 - ▶ The buzzer sound can be cancelled.  P.34

When the Honda SMART Key system does not work properly  P.108

