





Honda SMART Key System *(Continued)*


Always make sure the ignition switch position is in the  (Off) or  (Lock) position when you leave your scooter.

When the ignition switch is locked in the SEAT FUEL position, the ignition switch can be turned  (Off) position only once.


When the ignition switch is locked in the  (Off) position, the steering cannot be locked. To lock the steering, unlock the ignition switch.

Switch the Buzzer Sound When the Ignition Switch is Locked/Unlocked

Enable

- 1 Deactivate the Honda SMART Key system.
 **P.28**
- 2 Lightly press the ON/OFF button. The red LED of the Honda SMART Key comes on.
- 3 While the red LED is on, press the answer back button.
 - ▶ The red LED starts blinking when the buzzer sound is properly enabled.

Disable

- 1 Deactivate the Honda SMART Key system.
 **P.28**
- 2 Lightly press the ON/OFF button. The red LED of the Honda SMART Key blinks.
- 3 While the red LED is blinking, press the answer back button.
 - ▶ The red LED stops blinking but stays on when the buzzer sound is properly disabled.