



Anti-theft Alarm System *(Continued)*

If the ignition switch is left  (Off) for more than 10 days, the anti-theft alarm system will no longer operate. During the system is activating, when the scooter receives a signal by pressing the answer back button or alarm button, the system activation will be extended for 10 days.



To reset the system, turn the ignition switch  (On) once.

The anti-theft alarm system uses low-intensity radio waves. It may affect medical equipment such as a cardiac pacemaker.

NOTICE

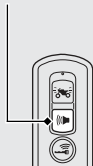
When the battery in the scooter is weak, the anti-theft alarm system may not function.

Setting the Anti-theft Alarm System

- 1 Turn the ignition switch to  (Off) or  (Lock) position.
- 2 Press the alarm button. Within a second, the turn signal light blinks and the buzzer rings 1 time. After 2.5 seconds, the buzzer rings 1 time. The anti-theft alarm system is activated.

The alarm indicator flashes while the anti-theft alarm system is activated.

Alarm button



Alarm indicator

