

## Overheating (High coolant temperature indicator is on)





The engine is overheating when the following occurs:

- High coolant temperature indicator comes on.
- Acceleration becomes sluggish.

If this occurs, pull safely to the side of the road and perform the following procedure. Extended fast idling may cause the high coolant temperature indicator to come on.

### NOTICE

Continuing to ride with an overheated engine can cause serious damage to the engine.

1. Stop the engine using the ignition switch.
2. Allow the engine to cool with the ignition switch in the  (Off) position.
3. After the engine has cooled, inspect the radiator hose and check if there is a leak.  
 P. 86  
**If there is a leak:**  
Do not start the engine. Transport your scooter to your dealer.
4. Check the coolant level in the reserve tank.  P. 86  
 Add coolant as necessary.
5. If 1-4 check normal, you may continue riding, but closely monitor the high coolant temperature indicator.