

## Starting the Engine *(Continued)*

- Press the start button with the throttle completely closed.
  - Do not open the throttle when starting the engine with the choke on. This will lean the mixture, resulting in hard starting.
- Immediately after the engine starts, push the choke lever forward to the halfway position.
- About a half minute after the engine starts, push the choke lever forward all the way to fully off.
- If idling is unstable, open the throttle slightly.



## High Air Temperature 35°C (95°F) or Above:


- Do not use the choke.
- With the throttle slightly open (less than 1/8 in), press the start button.

## Low Air Temperature 10°C (50°F) or Below:

- Follow steps 1-6 under Normal Air Temperature.
- Warm up the engine by opening and closing the throttle slightly.
- Continue warming up the engine until it runs smoothly and responds to the throttle when the choke lever is at fully off.

## If the engine does not start:

- Press the engine stop switch to the  (Off) position.
- Push the choke lever down all the way to fully off.
- Open the throttle fully.
- Press the start button for 5 seconds.
- Wait 10 seconds, then press the engine stop switch to the  (Run) position.
- Follow steps 1-2 under High Air Temperature.

**If Engine Will Not Start**  **P.84**