











Maintenance Schedule

| Items | | Frequency | Odometer Reading*1 | | | | | | | Refer to page | |
|------------------------|---------------------------------------|---|---|-----|-----|------|------|------|------|---------------|--------|
| | | | × 1,000 mi | 0.6 | 4 | 8 | 12 | 16 | 20 | | 24 |
| | | | × 1,000 km | 1.0 | 6.4 | 12.8 | 19.2 | 25.6 | 32.0 | | 38.4 |
| Emission-Related Items | Fuel Line |  | | | | I | | I | | I | - |
| | Fuel Strainer Screen |  | | | C | C | C | C | C | C | - |
| | Throttle Operation |  | | | | I | | I | | I | 77 |
| | Carburetor Choke |  | | | | I | | I | | I | - |
| | Air Cleaner*2 | | | | | | R | | | R | 48, 63 |
| | Spark Plug | | | | I | R | I | R | I | R | 54 |
| | Valve Clearance |  | | I | I | I | I | I | I | I | - |
| | Engine Oil | | Initial = 600 mi (1,000 km) or 1 month: R Regular = Every 2,000 mi (3,200 km) or 6 months: R | | | | | | | 59 | |
| | Engine Oil Filter | | R | | R | | R | | R | 59 | |
| | Engine Idle Speed |  | I | I | I | I | I | I | I | I | - |
| | Secondary Air Supply System |  | | | | I | | I | | I | - |
| | Evaporative Emission Control System*3 |  | | | | | I | | | I | - |

Maintenance Level

-  : Intermediate. We recommend service by your dealer, unless you have the necessary tools and are mechanically skilled. Procedures are provided in an official Honda Service Manual (➡ P. 110).
-  : Technical. In the interest of safety, have your motorcycle serviced by your dealer.

Maintenance Legend

- I** : Inspect (clean, adjust, lubricate, or replace, if necessary)
- C** : Clean
- L** : Lubricate
- R** : Replace