


ENGINE REMOVAL

Support the motorcycle securely using a hoist or equivalent.


Remove the following:

- Side cover (page 2-2)
- Fuel tank (page 2-4)
- Carburetor (page 5-8)
- Exhaust pipe (page 2-5)
- PAIR control valve (page 5-27)


Remove the screw and speedometer cable.



Remove the two bolts and drive sprocket cover.



Remove the drive chain guide plate and dowel pins.



Loosen the drive chain (page 3-18).

Remove the drive sprocket special bolt, washer and drive sprocket.

