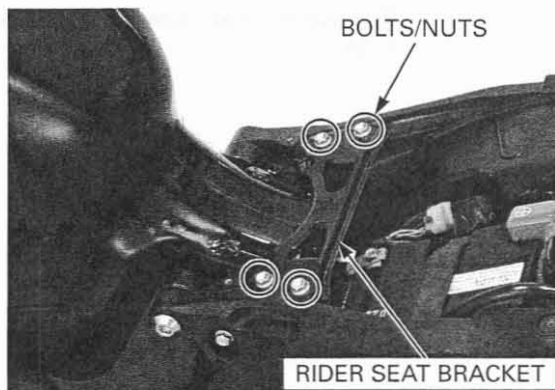



## FRAME/BODY PANELS/EXHAUST SYSTEM

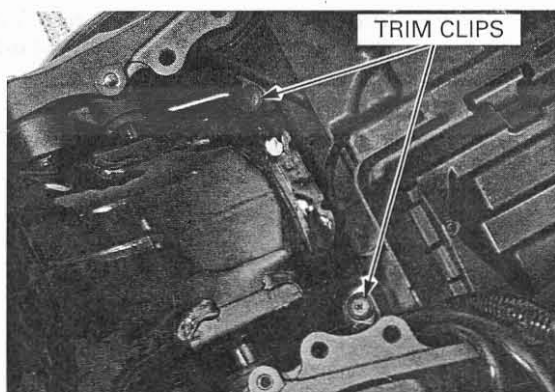
Remove the bolts and nuts, then remove the rider seat bracket from the seat rail.



Release the wire harness clamp and release the main wire harness and starter motor cables.



Remove the rear fender B-to-heat protector trim clips.



Remove the rear fender B from the seat rail.

