



FRAME/BODY PANELS/EXHAUST SYSTEM


Install the rear fender B into the seat rail.



Install the rear fender B-to-heat protector trim clips and secure them.



Secure the main wire harness and starter motor cables with wire clamp.



Install the rider seat bracket onto the seat rail.
Install and tighten the rider seat bracket mounting bolts and nuts to the specified torque.

TORQUE: 9.8 N·m (1.0 kgf·m, 7 lbf·ft)

