




Remove the radiator reserve tank mounting bolt and filler neck mounting bolt.



Disconnect the fan motor 2P (Black) connector.



Loosen the radiator upper mounting bolt.



Move the radiator to the right and release the radiator grommet from the bracket boss, then move the radiator downward.

