



Install the air funnels in their proper locations.
Install and tighten the air funnel/air cleaner housing mounting screws.

TORQUE: 4.4 N·m (0.45 kgf·m, 3.3 lbf·ft)



Install the upper air cleaner housing and eight screws.
Tighten the screws.


TORQUE: 1.2 N·m (0.12 kgf·m, 0.9 lbf·ft)



Install the secondary injector mounting bracket onto the air cleaner housing.
Tighten the bolts to the specified torque.

TORQUE: 5.4 N·m (0.55 kgf·m, 4 lbf·ft)

Install the air cleaner element (page 4-8).



SECONDARY INJECTOR

INSPECTION

Start the engine and let it idle.
Confirm the injector operating sounds with a sounding rod or stethoscope.

NOTE:

The secondary injectors operate with following conditions.

- Engine speed is over 5,500 rpm
- Throttle opening is over 20°(1/4)

