



Route the throttle cables properly (page 1-24).

Connect the throttle cable ends to the throttle drum.




Connect the water hoses to the IAC thermal valve and tighten the hose clamp screws.



Install the fuel feed hose to the fuel rail with new sealing washers.

Install and tighten the sealing nut to the specified torque while holding the fuel rail.

TORQUE: 22 N·m (2.2 kgf·m, 16 lbf·ft)



Connect the TP sensor 3P (Black) connector.

