


CMP SENSOR


REMOVAL/INSTALLATION

Remove the under cowls/middle cowls (page 3-7).
Lift and support the fuel tank (page 4-5).

Disconnect the CMP sensor 2P (Black) connector.




Remove the bolt and CMP sensor from the cylinder head.



Apply oil to a new O-ring and install it onto the camshaft position sensor groove.

Install the CMP sensor into the cylinder head.

Tighten the mounting bolt securely.



Connect the CMP sensor 2P (Black) connector.

Install the removed parts in the reverse order of removal.

