



Apply engine oil to a new O-ring and install it onto the stepped portion of the water pump body.

Install the water pump body into the crankcase while aligning the water pump shaft groove with the oil pump shaft end.




Align the water pump shaft groove with the oil pump shaft end by turning the water pump impeller.



Align the mounting bolt holes in the water pump and crankcase and make sure the water pump is securely installed.

Connect the joint hose to the water pump body, tighten the clamp screw.



Install a new O-ring into the groove in the water pump cover.

Install the dowel pins.

Install the separator onto the water pump cover.

