



## ENGINE REMOVAL/INSTALLATION

Connect the following connectors:


- Crankshaft position sensor 2P (Red) connector
- Rear brake light switch 2P (Black) connector
- Ignition coil sub-harness 5P (Natural) connector



Connect the alternator 3P (Natural) connector and side stand switch 2P (Green) connector.



Connect the camshaft position sensor 2P (Black) connector.



Route the starter motor cable and ground cable properly.

Connect the ground cable with the starter motor mounting bolt, tighten the mounting bolt.

Connect the starter motor cable to the starter motor terminal, tighten the terminal nut to the specified torque.

**TORQUE: 12 N·m (1.2 kgf·m, 9 lbf·ft)**

