



## CYLINDER HEAD/VALVES

Apply molybdenum oil solution to the camshaft journal of the cylinder head.

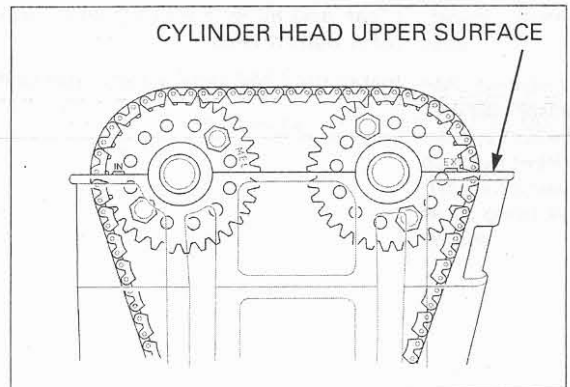


Install the cam chain over the cam sprockets and then install the intake and exhaust camshafts.

- Install the each camshaft to the correct locations with the identification marks.  
"IN": Intake camshaft  
"EX": Exhaust camshaft



- Make sure that the timing marks on the cam sprockets are facing outward and flush with the cylinder head upper surface as shown.



Coat new O-rings with oil and install them into the grooves in the camshaft holders.

Apply molybdenum oil solution to the camshaft journals of the camshaft holders.

Install the each camshaft holder onto the camshafts.

*Be sure the dowel pins in the camshaft holder align properly with the holes in the cylinder head properly.*

