


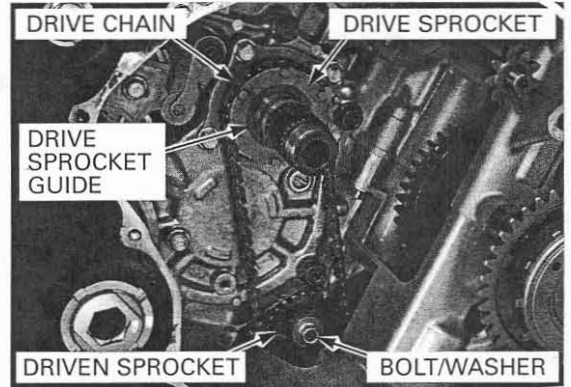
Remove the clutch outer.



Remove the oil pump driven sprocket bolt/washer.

To gain access to the oil pump driven sprocket, first remove the oil pan.


Remove the oil pump drive/driven sprocket and drive chain as an assembly.



INSPECTION

Clutch lifter bearing

Turn the inner race of the lifter bearing with your finger.
The bearing should turn smoothly and freely without excessive play.
If necessary, replace the bearing.



Clutch spring

Replace the clutch springs as a set.

Measure the clutch spring free length.

SERVICE LIMIT: 55.7 mm (2.19 in)

