



## TRANSMISSION/GEARSHIFT LINKAGE

Turn the outer race of the shift drum bearing with your finger.  
The bearing should turn smoothly and freely without excessive play.  
If necessary replace the bearing.



Inspect the shift drum guide grooves for abnormal wear or damage.




Check the gear dogs, dog holes and teeth for abnormal wear or lack of lubrication.

Measure the I.D. of each gear.

### SERVICE LIMITS:

M5, M6: 31.04 mm (1.222 in)  
C1: 28.04 mm (1.104 in)  
C2, C3, C4: 33.04 mm (1.301 in)



Measure the O.D. of each gear bushing.

### SERVICE LIMITS:

M5, M6: 30.935 mm (1.2179 in)  
C2: 32.935 mm (1.2967 in)  
C3, C4: 32.930 mm (1.2964 in)

Measure the I.D. of each gear bushing.

### SERVICE LIMITS:

M5: 28.016 mm (1.1030 in)  
C2: 29.960 mm (1.1795 in)

Calculate the gear-to-bushing clearance.

### SERVICE LIMITS:

M5, M6: 0.10 mm (0.004 in)  
C2: 0.10 mm (0.004 in)  
C3, C4: 0.11 mm (0.004 in)

