


## TRANSMISSION/GEARSHIFT LINKAGE

Install the following:


- Washer
- Return spring
- Stopper arm
- Pivot bolt

Tighten the stopper arm pivot bolt to the specified torque.

**TORQUE: 12 N-m (1.2 kgf-m, 9 lbf-ft)**

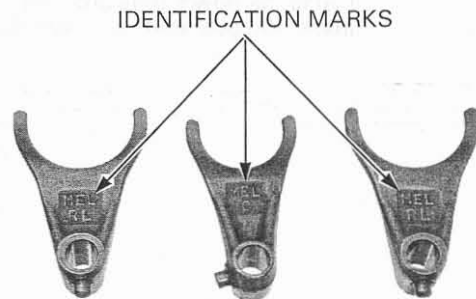


Install the mainshaft and countershaft as an assembly to the bearing holder.



The shift forks have location marks:

- "RL" for right and left
- "C" for center



Install the shift forks into the shift drum guide groove with the identification marks facing up.

