


CRANKCASE/CRANKSHAFT/BALANCER/PISTON/CYLINDER

Loosen the 7 mm bolts (six) and sealing washer in two to three steps.

Loosen the 8 mm bolts (five) in two to three steps.

Remove the 8 mm bolts, 7 mm bolts and sealing washer.




Place the engine upside down.

Loosen the 8 mm bolt and 7 mm bolts (six) in a crisscross pattern in two to three steps.


Loosen the 9 mm bolts (main journal bolts) in a criss-cross pattern in two to three steps, then remove the bolts.

Separate the lower crankcase from the upper crankcase.



Remove the three dowel pins and two oil orifices.

Clean any sealant off from the crankcase mating surface.



Remove the mainshaft bearing and clutch lifter rod oil seal from the upper crankcase.

