




Do not scratch the fork tube sliding surface. Remove the oil seal stopper ring.



Pull the fork tube out until you feel resistance from the slider bushing. Then move it in and out, tapping the bushing lightly until the fork tube separates from the fork slider. The slider bushing will be forced out by the fork tube bushing.



Remove the fork tube bushing, slider bushing, back-up ring, oil seal, stopper ring and dust seal from the fork tube.



INSPECTION

Fork spring

Measure the fork spring free length.

SERVICE LIMIT: 213.8 mm (8.42 in)

