


## REAR WHEEL/SUSPENSION

Remove the swingarm pivot nut and washer.

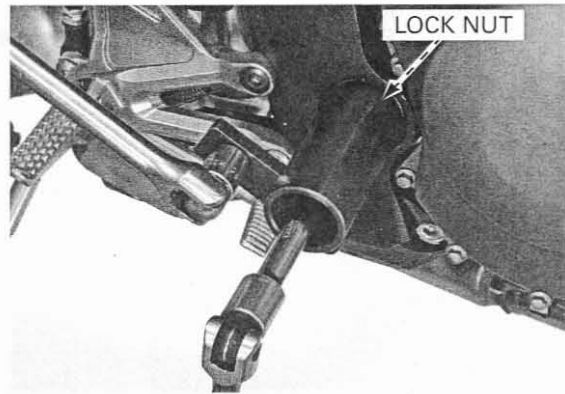


Hold the swingarm pivot shaft and remove the swingarm pivot lock nut from the right pivot using the special tool.

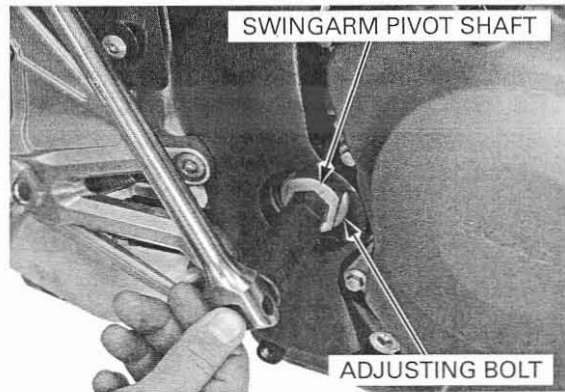
**TOOL:**

Swingarm lock nut wrench,  
5.8 x 47 mm

07YMA-MCF0100 or  
07YMA-MCFA100  
(U.S.A. only)



Loosen the swingarm pivot adjusting bolt with the pivot shaft.



*Be careful so that the pivot collars do not damage the main frame.*

Remove the swingarm pivot shaft and the swingarm.

