

Be careful not to damage the boot.

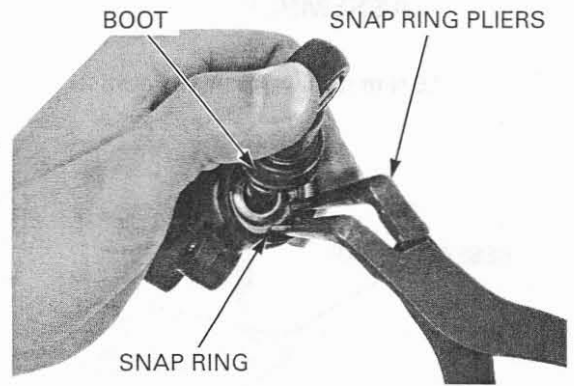
Remove the boot from the master cylinder body.
Remove the snap ring using the special tool.

TOOL:

Snap ring pliers

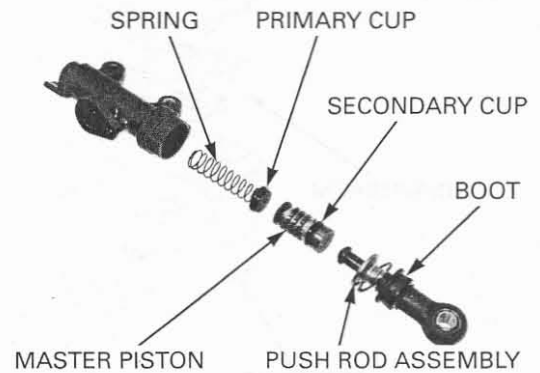
07914-SA50001

Remove the push rod, master piston, primary cup and spring.




INSPECTION

Clean the master piston, spring and inside of the cylinder with clean brake fluid.
Check the push rod boot, primary cup and secondary cup for damage or deterioration.
Check the master cylinder and piston for abnormal scratches.
Check the spring for fatigue or damage.



Measure the master cylinder I.D.

SERVICE LIMIT: 15.925 mm (0.6270 in)



Measure the master cylinder piston O.D.

SERVICE LIMIT: 15.815 mm (0.6226 in)

