



**HEADLIGHT****BULB REPLACEMENT**

Disconnect the headlight bulb connector.  
Remove the dust cover.



Unhook the bulb retainer and remove the headlight bulb/socket.




Remove the headlight bulb from the socket.  
Install new bulb into the socket.

**NOTICE**

*Avoid touching the halogen headlight bulb. Finger prints can create hot spots that cause a bulb to break.*

If you touch the bulb with your bare hands, clean it with a cloth moistened with denatured alcohol to prevent early bulb failure.



Install the new headlight bulb/socket aligning its tab with the groove in the headlight unit, and hook the bulb retainer properly.

