


Apply a locking agent to the oil pump driven sprocket bolt threads.
Install and tighten the driven sprocket bolt/washer to the specified torque.

TORQUE: 15 N·m (1.5 kgf·m , 11 lbf·ft)

Install the following:

- Oil strainer/oil pipe and oil pan (page 4-5)
- Clutch assembly (page 9-18)

After installation, fill the crankcase with recommended oil and check that there is no oil leaks.
Check the oil pressure (page 4-3).




OIL COOLER

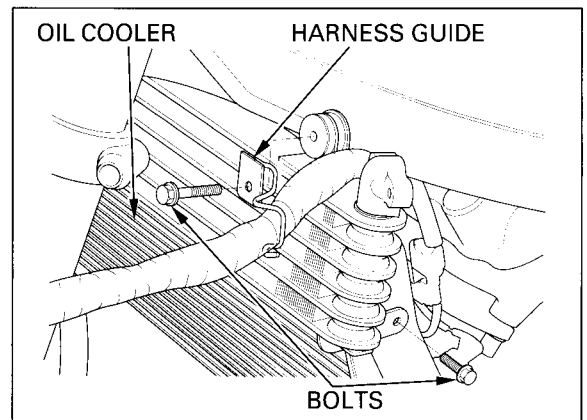
REMOVAL

Drain the engine oil (page 3-16).
Remove the lower cowl and wind guard (Section 2).

Remove the oil cooler hose joint mounting bolts and cooler hoses.



Remove the mounting bolts, main wire harness guide and oil cooler.



Remove the oil pipe guide mounting bolt.

