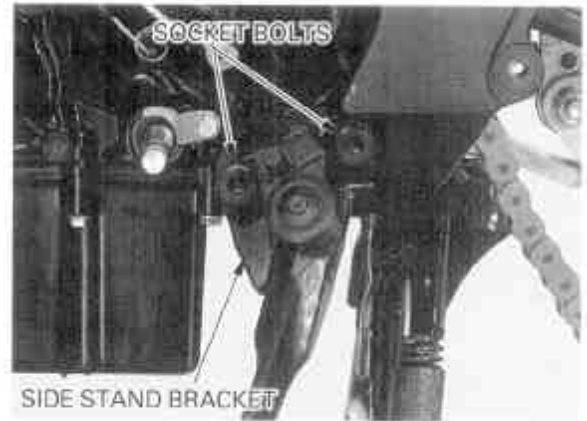


Route the side stand switch wire properly (page 1-24).

Install the side stand bracket and tighten the socket bolts to the specified torque.

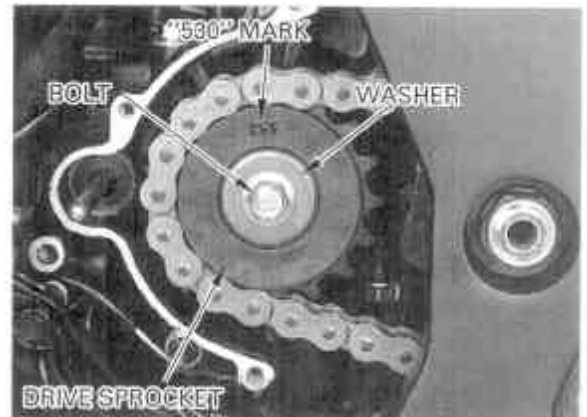
TORQUE: 54 N·m (5.5 kgf·m , 40 lbf·ft)




Install the drive sprocket with its "530" mark facing outward.

Install the washer and tighten the bolt to the specified torque.

TORQUE: 54 N·m (5.5 kgf·m , 40 lbf·ft)



Install the dowel pins and drive chain guide plate.



Install the drive sprocket cover and tighten the SH bolts.

